

A600 Solar Series

Performance and reliability

A600 SOLAR batteries offer the highest performance and reliability under the harshest environmental conditions.

Maintenance free

The electrolyte is fixed in gel, what guarantees the battery to be completely maintenance free. In contrast to conventional batteries, this type offers the advantage of an horizontal mounting. The required room for the battery system can be minimized to one third.

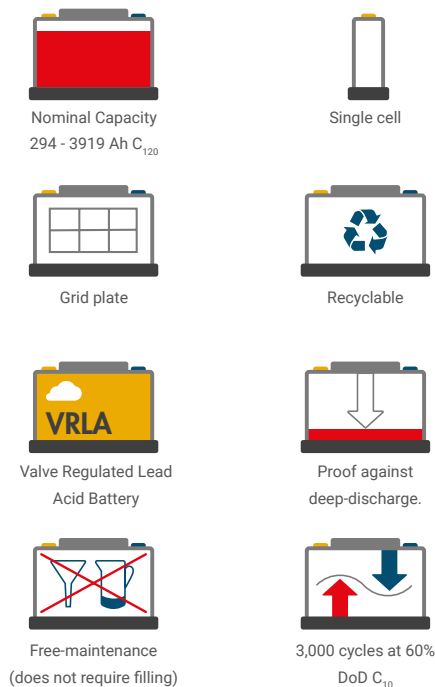
Ideal for the use in Marine Aids to Navigation installations

This range of batteries offered by Mediterráneo Señales Marítimas is ideal for their use in Marine Aids to Navigation installations, as they allow deep discharges, do not emit any gases and can be installed in small rooms or places without ventilation.

Designed according to Standards IEC 61427 and IEC 60896-21/22 Standards.



FEATURES



- *DRYFIT technology ensuring a free-maintenance, gelled, leak-proof battery.*
- *Robust tubular plates, optimising its for high corrosion resistance.*
- *Exceptional cycling performance: 3,000 cycles at 60%.*
- *Remarkable cost efficiency. 30% less overhead cost compared to conventional batteries.*
- *Nominal capacity from 294 to 3919Ah C120 (20°C).*
- *Minimum operating service life of 15 years(20°C).*
- *Completely recyclable due to the low CO₂ footprint.*
- *Possibility of storage without recharge up to 2 years.*
- *Screw connection for easy and safe assembly, maintenance free, with excellent conductivity.*
- *Protection valves against over-pressures, protecting cells against the atmosphere.*
- *Trouble-free transport: no restrictions for rail, road, sea and air transportation (IATA, DGR clause A67).*


A600 SOLAR SERIES

Type	Nominal voltage (V)	Nominal capacity C ₁₀₀ 1.80 V/C (Ah)	Length max. (mm)	Width max. (mm)	Height up to top of cover max. (mm)	Height including connectors max. (mm)	Approx. weight (kg)	Terminal	Terminal position
A602/295 Solar	2	286	105	208	357	399	19	F-M8	1
A602/370 Solar	2	357	126	208	357	399	23	F-M8	1
A602/440 Solar	2	429	147	208	357	399	27	F-M8	1
A602/520 Solar	2	505	126	208	473	515	30	F-M8	1
A602/625 Solar	2	606	147	208	473	515	35	F-M8	1
A602/750 Solar	2	707	168	208	473	515	39	F-M8	1
A602/850 Solar	2	829	147	208	648	690	49	F-M8	1
A602/1130 Solar	2	1,105	212	193	648	690	66	F-M8	2
A602/1415 Solar	2	1,382	212	235	648	690	80	F-M8	2
A602/1695 Solar	2	1,658	212	277	648	690	95	F-M8	2
A602/1960C Solar	2	1,937	212	277	717	759	115	F-M8	2
A602/2600 Solar	2	2,547	216	400	775	816	160	F-M8	3
A602/3270 Solar	2	3,184	214	489	774	816	198	F-M8	4
A602/3920 Solar	2	3,821	214	578	774	816	238	F-M8	4

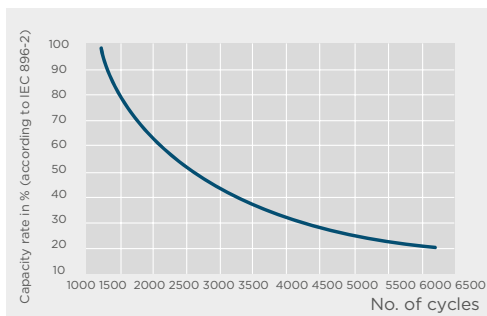
Capacities C₁ - C₁₀₀ (20°)

Type	C ₁ 1.67 V/C	C ₅ 1.75 V/C	C ₅ 1.77 V/C	C ₁₀ 1.80 V/C	C ₂₀ 1.85 V/C	C ₁₀₀ 1.85 V/C
A602/295 Solar	123	167	193	218	286	294
A602/370 Solar	154	209	241	272	357	367
A602/440 Solar	185	251	290	326	429	440
A602/520 Solar	229	307	342	380	505	519
A602/625 Solar	275	369	410	456	606	623
A602/750 Solar	321	431	479	532	707	727
A602/850 Solar	367	513	626	681	829	848
A602/1130 Solar	489	684	834	908	1,105	1,131
A602/1415 Solar	612	855	1,043	1,135	1,382	1,413
A602/1695 Solar	734	1,026	1,252	1,363	1,658	1,695
A602/1960C Solar	824	1,209	1,359	1,573	1,937	1,959
A602/2600 Solar	1,047	1,548	1,782	2,025	2,547	2,613
A602/3270 Solar	1,309	1,935	2,228	2,532	3,184	3,266
A602/3920 Solar	1,571	2,322	2,673	3,038	3,821	3,919

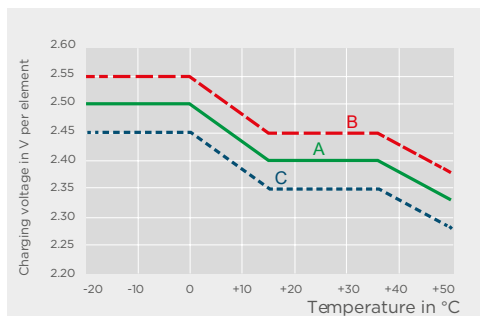
Drawings with terminal position, terminal and torque.



! Specifications subject to change without previous notice.



Endurance in cycles according to IEC 986-2.



- 1) With switch regulator (two-step controller). Charge on **curve B** (max. charge voltage) for max. 2 hrs/day, then switch over to continuous charge - **curve C**.
- 2) Standard charge (without switching) - **curve A**.
- 3) Boost charge (equalizing charge with external generator). Charge on **curve B** for max. 5 hrs/month, then switch over to **curve C**.