



GRP

TOWER



INOX.

ACCESSORIES

MTP-S

Able to operate as medium- and long-range lighthouse


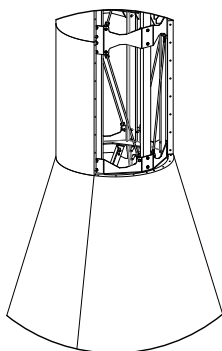
Mediterraneo's MTP-S towers are especially engineered to incorporate long-range rotating beacons c/w their solar power supply system, in order to operate as medium- and long-range Lighthouses.

Watertight housing

They are manufactured from hot-dip galvanised steel and covered with GRP (Glass Reinforced Polyester) plates. Colour is impregnated in the raw material. Thanks to its watertightness, batteries, control units and other items can be housed inside the tower, in order to be protected from the weather.

Modular Design

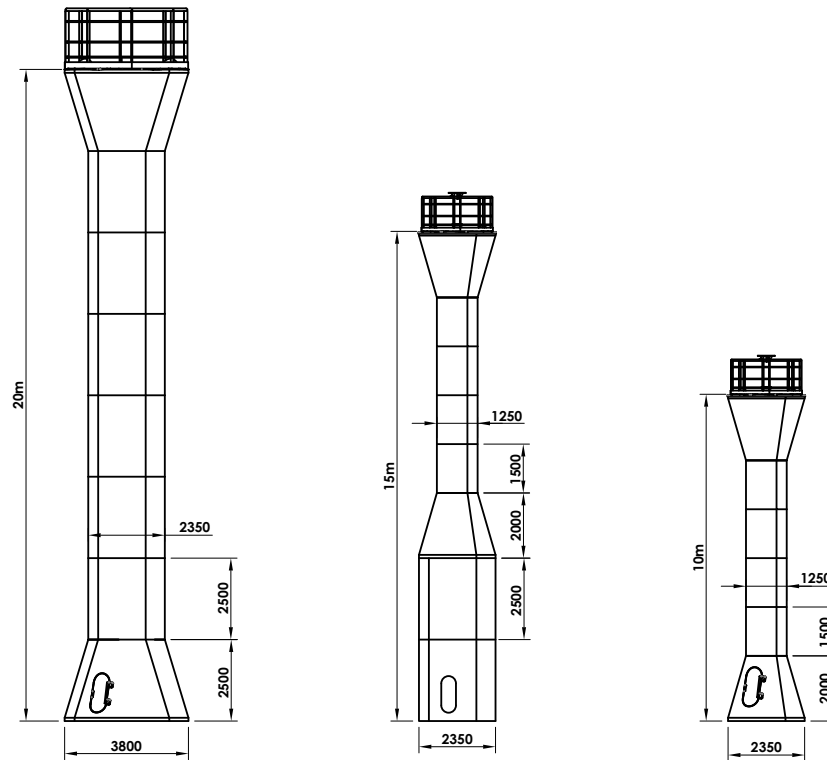
MSM bears in mind the difficult access to places where they will be installed; so we take special care of this factor in our designs by making all our GPR towers modular. Their large surface allows to obtain a day mark according to IALA Recommendations.



FEATURES

- *Manufactured from hot-dip galvanised steel and covered with glass reinforced polyester (GRP).*
- *Colour impregnated in the GRP.*
- *Heights from 10 to 20 metres.*
- *Easy assembly due to its modular architecture.*
- *Fast erection without crane.*
- *Spacious sized top platform to hold a high number of solar modules and batteries.*
- *Tower accessories and bolting made from stainless steel.*
- *Wind-speed resistance higher than 200 Kph.*
- *Inner access ladder.*
- *Access door with safety lock.*
- *Provided with templates for accurate anchor bolt positioning.*

MTP-S



Options

- Internal structure manufactured from stainless steel.
- Solar module supports and battery box on top platform.
- Racon support.
- Lightning protection system.
- Top mark.
- Radar reflector.
- Piece-lifting manual system for tower erection.
- Other heights available under request.

MTP-S

MODEL	MATERIAL	FOCAL HEIGHT	BOTTOM BASE	TOP BASE	DIAMETER	WIND SPEED
MTP-S100	Hot-dip galvanised steel. Glass reinforced polyester.	11.2 m	Ø 2,35 m	Ø 2.35 m	1.25 m	200 km/h
MTP-S150	Hot-dip galvanised steel. Glass reinforced polyester.	16.2 m	Ø 2,35 m	Ø 2.35 m	1.25 m	200 km/h
MTP-S200	Hot-dip galvanised steel. Glass reinforced polyester.	21.2 m	Ø3,80 m	Ø3.80 m	2.35 m	200 km/h

! Specifications subject to change without previous notice.